

# 3D and Interactivity at Siggraph 2010

Michael Starks

© 3DTV Corp 2010 Permission is granted to reprint provided credit is given and nothing is changed, added or omitted.

Every summer the ACM special interest group in computer graphics holds its annual USA (there are others in Asia and Europe) conference and exhibition. It's a wonderful high-tech circus ranging from advanced technical papers to playful interactive art. In the evenings the winners of the juried animations are projected, and of course many are now in 3D. Both the conferences and most of the animations are available in books and DVD's so I will only cover stereoscopic related offerings in the exhibition halls, with a sampling of student projects, interactive art, and some poster papers.



The Canon Mixed Reality Viewer with Polhemus tracker in the center and Virtual Photocopier simulation(screen at left) which imposes the stereo CGI on the real machine for interactive training. This type of see-through HMD projects the CGI on the real object with precise alignment due to realtime object detection via twin cameras and a gyro in the HMD. This system thus has more rapid response and better registration than previously available. [www.canon-its.co.jp](http://www.canon-its.co.jp) which, is opaque if you don't read Japanese, but you can email [mr\\_project@canon-its.co.jp](mailto:mr_project@canon-its.co.jp) or [yagi.noriaki@canon-its.co.jp](mailto:yagi.noriaki@canon-its.co.jp) and watch <http://www.youtube.com/watch?v=o2NIX7DNpvk> (skip the political short at the beginning). The VH-2007 is a prototype running on a dual XeonX5570 with an Nvidia Quadro 4800.



Another app for the Canon

Mixed Reality HMD --animating a dinosaur skeleton (center) in realtime. In this case museum goers see the dino skeleton and then interact with a stereoscopic CGI simulation.

<http://www.youtube.com/watch?v=i2RqDTYYoFc> , <http://www.youtube.com/watch?v=xwIzRIasXto>



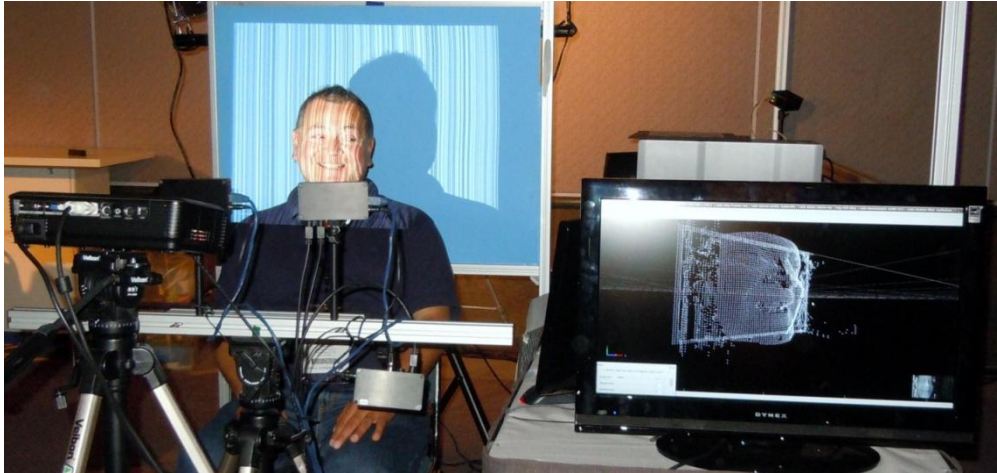
The Canon Mixed Reality system and Dual Polhemus FastTrak trackers controlling the virtual Shuriken blades being used to play Hyak-Ki Men –the Anti-Ogre Ninja’s Mask – a videogame created by a team at Prof. Ohshima’s lab at Ritsumeikan University in Kyoto [ohshima@im.ritsumei.ac.jp](mailto:ohshima@im.ritsumei.ac.jp)



Philipp Bell of WorldViz-- Santa Barbara, California [www.worldviz.com](http://www.worldviz.com)-- showed their VR worldbuilding software with a \$25K NVision HMD and 3D joystick. <http://www.youtube.com/watch?v=MIppOTeHEBc> [http://www.youtube.com/watch?v=TnlGUI\\_P6Y4](http://www.youtube.com/watch?v=TnlGUI_P6Y4)



Nemer Velasquez of CyberGlove Systems [www.cyberglovesystems.com](http://www.cyberglovesystems.com) with their Highly sophisticated glove and a stereo HMD. [http://www.youtube.com/watch?v=WDad5\\_dnRFg&feature=related](http://www.youtube.com/watch?v=WDad5_dnRFg&feature=related)



One of the demos had a new twist on the structured light approach to depth mapping via the dlp projector and cameras which analyzed the deformations of the straight lines.



CEO and Professor at Chonbuk University Ha Dong Kim (left) and Gyu Tae Hwang of CG Wave of Seoul Korea [http://cgwave.mir9.co.kr/index\\_en.html](http://cgwave.mir9.co.kr/index_en.html) with their Augmented Reality system combining stereo CGI with 2D (soon 3D) video windows. Realtime UGC (User Generated Content) in a stereoscopic VR environment. You can download a trial version of the Wave 3D VR authoring system at <http://cgwave.dothome.co.kr/renew/download.htm>



Jan Kjallstrom (left) and Mats

Johansson of Eon Reality [www.eonreality.com](http://www.eonreality.com) with CGI on a DLP projector viewed with XpanD DLP Link glasses. The glasses performed very well (i.e., up to 20M away) in this context but not so well in others (see “The Ten Sins of DLP Link Glasses” in the FAQ on my page [www.3dtv.jp](http://www.3dtv.jp)). An Eon user in Beijing did the 8 view interactive graphics for the NewSight multiview panels, which were promoted by 3DTV Corp in Asia for several years. Eon develops interactive 3D visual content management solutions as well as its renderers and other CGI apps.



Simon Inwood of Autodesk Canada showed their software in 3D

on a Mitsubishi 3D Ready DLP TV with shutter glasses, running realtime interactive, with a virtual videocamera (i.e., you could put the tracker on your finger just as well) using the well known Intersense tracker <http://www.intersense.com/>.

The irrepressible Ramesh Raskar of the MIT Medialab had his finger in many pies here including the Slow Displays (see below) and several papers. One of special interest to autostereo fans is “Content Adaptive Parallax Barriers for Automultiscopic 3D Display” which explains how to dynamically alter both the front and back panels of such displays to get optimal refresh rate and brightness and resolution for the given content. In his paper with lead author Daniel Lanman and three others he says “We prove that any 4D lightfield created by dual-stacked LCD’s is the tensor product of two 2D mask functions. Thus a pair of 2D masks only achieves a rank-1 approximation of a 4D light field. We demonstrate higher rank approximations using temporal multiplexing. ... here a high speed LCD sequentially displays a series of translated barriers. If the completed

mask set is displayed faster than the flicker fusion threshold, no spatial resolution loss will be perceived....Unlike conventional barriers, we allow a flexible field of view tuned to one or more viewers by specifying elements of the weight matrix  $W$ . General 4D light fields are handled by reordering them as 2D matrices, whereas 2D masks are reordered as vectors." So this just might be a big step forward for autostereo. You can buy the paper online or even the video <http://siggraphcore.myshopify.com/products/2010-tl042> . Below is a Siggraph handout with some projects at MIT.


# Camera Culture

How to create new ways to capture and share visual information.

Ramesh Raskar

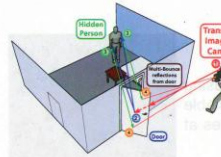
## Cameras of the Future

Our group conducts multi-disciplinary research in modern optics, sensors, illumination, actuators, probes, and software processing.



### Bokode

Small optical tags that can be viewed at large distances provide camera-viewable encoding of identity, distance, and angle.



## Femtosecond Transient Imaging

Using short laser pulses and fast detectors, we aim to build a device that can look around the corner with no imaging gadget in the line of sight.

### Second Skin

Using 3D motion tracking with real-time vibrotactile feedback we can aid in the correction of movement and position errors to improve motor learning.




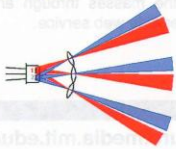
## Image Destabilization

A method for obtaining SLR-like defocus with a point and shoot camera by perturbing both the lens and the sensor during exposure.



### Blind Sight

A thermal sensing system using an array single-bit thermal sensors coupled with gray-coded binary masks to track human motion while maintaining privacy.

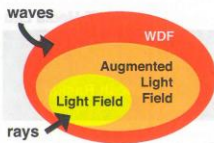


## BiDi Screen

A thin, depth-sensing LCD for 3D interaction using light fields which supports both 2D multi-touch and unencumbered 3D gestures.

## NETRA

Using a cellphone held next to the eye, and simple user interaction to determine the eye's prescription.



## Augmented Light Fields

Using the Wigner Distribution Function, we can expand light field representations to describe phase and diffraction effects.

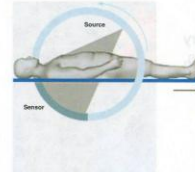
## Shield Fields

We can obtain a 3D reconstruction of an object from a single shot image using shield fields.



## Slow Display

A high-resolution day/night display using programmable lasers and monostable light-reactive materials which updates at a slow frame rate.



## High Speed Tomography

A compact, fast CAT scan machine using high-speed tomography techniques.



## Living Windows / 6D Display

A completely passive 6D display that responds to changes in viewpoint and changes in incident light conditions.

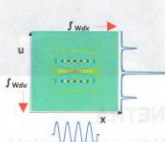
## Lens Chat

We explore what it would mean for cameras to communicate and pool their abilities by allowing cameras to communicate optically.



## Glasses Free 3D HD Display

We draw connections between parallax barrier displays and holographic displays by analyzing their operations and limitations in phase space.



## Vision on Tap



Vision on Tap brings computer vision to the masses through an easily accessible web service.



Chris Ward of Lightspeed Design with the small version of the DepthQ Modulator-now a serious competitor for the realD XL system. See [www.depthq.com](http://www.depthq.com) or my '3D at Infocomm' for more info. It is made by <http://www.lctecdisplays.com/>




Glowing Pathfinder Bugs by Anthony Rowe (Oslo School of Architecture and Design/Squidsoup) <http://www.youtube.com/watch?v=DBU65ilhcWM> was commissioned by Folly <http://www.folly.co.uk/> and made by Squidsoup <http://www.squidsoup.org/blog/> for PortablePixelPlayground <http://www.portablepixelplayground.org>. Projected images of depth-sensitive virtual animals seek the bottom of a sandbox. This is a demonstration of a rapidly growing field called "Appropriated Interaction Surfaces" where images are projected on the hands, floor, sidewalk, car windows etc.



Another such AIS demo here was the Smart Laser Projector by Alvaro Cassinelli and colleagues which combines a Lidar



beam with a projection beam for Augmented Reality. <http://www.youtube.com/watch?v=B6kzu5GFhfg> . It does not require calibration and can detect (and so interact with) objects such as fingers above the surface. A second demo was a two axis MEMS mirror which can perform edge enhancement, polarization or fluorescence of printed matter with perfect registration in realtime. Putative apps include dermatology (cancer cell detection and smart phototherapy), nondestructive testing and object authentication. <http://www.k2.t.u-tokyo.ac.jp/perception/SLP>. You can find a nice article including some very different approaches in the June 2010 issue of IEEE Computer for \$19 or free abstract here <http://www.computer.org/portal/web/search/simple>.



The Smart Laser Projector <http://www.youtube.com/watch?v=JWqgBRMkmPg> enhances and transforms text, images, surfaces or objects in realtime. They have also been used to track, scan and irradiate live protozoa and sperm. Potential apps are limited only by the imagination—e.g., why not have a tactile or auditory output for the vision impaired? For a related device from the same lab see e.g., this YouTube video [http://www.youtube.com/user/IshikawaLab#p/u/6/Ow\\_RISC2S0A](http://www.youtube.com/user/IshikawaLab#p/u/6/Ow_RISC2S0A).




**In the Line of Sight** by Daniel Sauter and Fabian Winkler <http://www.youtube.com/watch?v=uT8yDiB1of8> uses 100 computer-controlled flashlights to project low-resolution video on the wall of human motion in a 10 by 10 matrix representation of video (the video is shown on an adjacent monitor).

For more photos and info on exhibits in the Touchpoint interactive art gallery see [http://www.siggraph.org/s2010/for\\_attendees/art\\_gallery](http://www.siggraph.org/s2010/for_attendees/art_gallery)



Lauren McCarthy of UCLA in this photo from her page <http://lauren-mccarthy.com/projects.html> wearing her Happiness Hat

[http://www.youtube.com/watch?v=y\\_umsd5FP5Y](http://www.youtube.com/watch?v=y_umsd5FP5Y) . Her exhibit “‘Tools for Improved Social Interacting’ is a set of three wearable devices that use sensors and feedback to condition the behavior of the wearer to better adapt to accepted social behaviors. The Happiness Hat trains the wearer to smile more. An enclosed bend sensor attaches to the cheek and measures smile size, affecting an attached servo with metal spike. The smaller the smile of the wearer, the further a spike is driven into the back of their neck. The Body Contact Training Suit requires the wearer to maintain frequent body contact with another person in order to hear normally; if he or she stops touching someone for too long, static noise begins to play through headphones sewn into the hood. A capacitance sensing circuit measures skin-to-skin body contact via a metal bracelet sewn into the sleeve. The Anti-Daydreaming Device is a scarf with a heat radiation sensor that detects if the wearer is engaged in conversation with another person. During conversation, the scarf vibrates periodically to remind the wearer to stop daydreaming and pay attention.”



Yan Jin of 3DTV Corp petting the irresistible ADB (After Deep Blue—a reference to IBM’s famous world champion chess computer), is a touch responsive toy that pets you back-- by Nicholas Stedman and Kerry Segal <http://www.youtube.com/watch?v=pcEGh03ADyI> . It also defends itself when hurt. “ADB is composed of a series of identical modules that are connected by mechanical joints. Each module contains a servo motor, a variety of sensors, including capacitive touch sensors, a rotary encoder, and a current sensor to provide information about the relationship to a person’s body. The electronics are enclosed


within plastic shells fabricated on 3D printers”{see end of this article}. **No barking, no vet bills, no fleas and never bites the neighbor’s kid—just add some appendages and a talking head** and it’s a certain billion dollar market for somebody. <http://www.youtube.com/watch?v=BXVAVHGgWoM>



This image of a human abdomen in “The Lightness of Your Touch” by Henry Kauffman responds to touch by moving, and your hands leave impressions which lift off and move around. Multiple viewers can interact simultaneously. [http://www.youtube.com/watch?v=uWIZ9yJI\\_sQ](http://www.youtube.com/watch?v=uWIZ9yJI_sQ)



Touch Light Through the Leaves-a Tactile Display for Light and Shadow by is a Braille-like optomechanical device that converts shapes and shadows into pressure on your palm. [www.cyber.t.u-tokyo.ac.jp/~kuni/](http://www.cyber.t.u-tokyo.ac.jp/~kuni/) and <http://www.youtube.com/watch?v=x8jDUX7fsDg>, <http://www.youtube.com/watch?v=UqiShlpnBjw>



Dr. Patrick Baudisch and his team from

Hasso Plattner Institute created Lumino, a Virtual Structural Engineer which uses a \$12K table by Microsoft and fiber optic blocks for interactivity. <http://www.hpi.uni-potsdam.de/baudisch/projekte/lumino.html>. The fiber optics transmit your finger image to cameras below the surface. The You Tube is here <http://www.youtube.com/watch?v=tyBbLqViX7g&NR=1>. The paper is free here <http://www.patrickbaudisch.com/publications/2010-Baudisch-CHI10-Lumino.pdf> or you can purchase the delivered papers on all exhibits in the Emerging Technologies here <http://portal.acm.org/toc.cfm?id=1836821&type=proceeding&coll=GUIDE&dl=GUIDE&CFID=104380878&CFTOKEN=47977647>.



Hanahanahana by Yasuaki Kakehi, Motoshi Chikamori and

Kyoko Kunoh from Keio University -an Interactive sculpture which alters its flowers transparency in response to different odors provided by scented pieces of paper offered by users. <http://vimeo.com/15092350>  
<http://muse.jhu.edu/journals/leonardo/summary/v043/43.4.kakehi.html>




A dual stereo viewpoint rear projected 3D tactile table with position tracked shutter glasses by the French VR Company Immersion [www.immersion.fr](http://www.immersion.fr). Two users each get their own 3D viewpoint and parallax changes in response to their hand positions. You can get a nice summary of this and the other Emerging Technologies exhibits at <http://www.siggraph.org/resources/international/podcasts/s2010/english/emerging-technologies/text-summary>

Also in the Emerging Technologies area was the famous robot Acroban from French company Inria <http://flowers.inria.fr/media.php> which is shown in videos on their page and You Tube and a good one is that on principal inventor Pierre-Yves Oudeyer's page <http://www.pyoudever.com/languageAcquisition.htm>. Don't miss this one of the Playground Experiment in which it is used to investigate robotic curiosity –i.e., self organization of language and behavior which is his principal interest <http://www.pyoudever.com/playgroundExperiment.htm>.



**Robotist and student of language development P-Y Oudeyer with Acroban in this still from his page This is cutting edge AI and robotics.** Acroban is not only exceptionally responsive cognitively, but also physically as shown by its ability to move naturally and preserve balance via its complex “skeleton” and control software. See the many YouTubes such as <http://www.youtube.com/watch?v=wQ9xd4sqVx0>



**Tachilab showed another system with fingertip capacitance sensed control of patterns** <http://tachilab.org/> A longtime researcher in VR related tech Professor Susumu Tachi is now working at both Keio University and the University of Tokyo you can see the camouflage suit, 3D digital pen and other wonders in action at <http://www.youtube.com/user/tachilab>



Empire of Sleep: The Beach by Alan Price lets you take virtual photos of the stereoscopic animation which causes it to zoom on the subject of the photo.

<http://www.youtube.com/watch?v=SRMQJZCebz4>




Robot society interacts with red LED “voices” in AirTiles from Kansei-Tsukuba Design and you can see the YouTube video here [http://www.youtube.com/watch?v=d6Wyi73\\_Mlw](http://www.youtube.com/watch?v=d6Wyi73_Mlw) . It’s modules allow users to create geometric shapes and interact with them. <http://www.ai.iit.tsukuba.ac.jp/research/airtiles>



Echidna <http://www.youtube.com/watch?v=rK7Zz7Z6kY> by UK based Tine Bech and Tom Frame hums happily until you touch it when it begins squeaking. It was part of the Touchpoint gallery of interactive art and you can get podcasts and a pdf here

<http://www.siggraph.org/resources/international/podcasts/s2010/english/touchpoint/text-summary>



**“Matrix LED Unit With Pattern Drawing and Extensive Connection”**


lets users can draw patterns with a light source such as a laser pointer. LEDs sense the light and display the pattern. The pattern is morphed by users via a tilt sensor in each unit. Units can be tiles and the morphing will then scroll across connected units, giving effects similar to the well know Game of Life. [akita@is.t.kanazawa-u.ac.jp](mailto:akita@is.t.kanazawa-u.ac.jp) and the YouTube is here <http://www.youtube.com/watch?v=YyQcEqvgz0M>




**“FuSA2 Touch Display” by a group from Osaka University**

<http://www-human.ist.osaka-u.ac.jp/fusa2/> uses plastic optical fibers and a camera below the fibers to alter the colors of the touch responsive display [nakajima.kosuke@ist.osaka-u.ac.jp](mailto:nakajima.kosuke@ist.osaka-u.ac.jp) and YouTube here <http://www.youtube.com/watch?v=RKa-Q24q35c>





**“Beyond the Surface: Supporting 3D Interactions for Tabletop Systems”** is best understood by viewing the YouTube video <http://www.youtube.com/watch?v=eplfNE5Cvzw> A tabletop with an infrared (IR) projector and a regular projector simultaneously project display content with invisible markers. Infrared sensitive cameras in tablets or other devices localize “objects” above the tabletop, and programmable marker patterns refine object location. The iView tablet computer lets you view 3D content with 6 degrees of freedom from the perspective of the camera in the tablet, while the iLamp is a projector/camera that looks like a desk lamp that projects high-resolution content on the surface. iFlashlight is a mobile version of iLamp. The Siggraph paper from the group at Taiwan National University is here <http://portal.acm.org/citation.cfm?id=1836829&dl=GUIDE&coll=GUIDE&CFID=104423014&CFTOKEN=87764926>



**“Colorful Touch Palette**

<http://www.youtube.com/watch?v=UD3-F1besvY> by a group from Keio and Tokyo Universities [yuki\\_hirobe@ipc.i.u-tokyo.ac.jp](mailto:yuki_hirobe@ipc.i.u-tokyo.ac.jp) uses for sensors in fingertip covers to enable tactile sensations while painting on a PC monitor. It has 3 principal advances over previous force sensitive systems: it gives degrees of roughness by controlling the intensity of each electrode in the fingertip array; it increases the spatial resolution by changing the

stimulus points faster than the fingertip movements thus providing tactile feedback that changes with finger position and velocity; it combines pressure and vibration for feedback of blended tactile textures. The Siggraph paper can be purchased here

<http://portal.acm.org/citation.cfm?id=1836821.1836831&coll=GUIDE&dl=GUIDE&type=series&idx=SERIES382&part=series&WantType=Proceedings&title=SIGGRAPH&CFID=104380878&CFTOKEN=47977647>



[http://www.siggraph.org/photos/main.php?g2\\_itemId=466](http://www.siggraph.org/photos/main.php?g2_itemId=466)

**From the University of Tsukuba Hoshino Lab comes Gesture-World Technology**

<http://www.kz.tsukuba.ac.jp/~hoshino/>. It achieves a highly accurate noncontact hand and finger tracking technology using high-speed cameras for any arbitrary user by compiling a large database including bone thickness and length, joint movement ranges and finger movements. This reduces the dimensionality to 64 or less, or 1/25th of the original image features—a huge advance in this art. Apps are endless but include interaction in a virtual world, video games, robotics and virtual surgery. **You can get the YouTube video here**

[http://www.youtube.com/watch?v=ivmrBsU\\_XUo](http://www.youtube.com/watch?v=ivmrBsU_XUo)



**“Haptic Canvas: Dilatant Fluid-Based Haptic Interaction”**

is a novel haptic interaction that results from wearing a glove filled with a special fluid that is subjected to sucking, pumping and filtering which changes the state of the dilatant fluid from more liquid to more solid. The gloved hand is immersed in a shallow pool of water with starch added to block the view. The shear force between particles at the bottom of the pool and partially solid particles inside the rubber glove changes with hand movement.

Varying what they term the three "Haptic Primary Colors" (the rgb dots in the pool) of "stickiness", "hardness", and "roughness" sensations, allows the user to create new "Haptic Colors". More info here <http://hapticcanvas.bpe.es.osaka-u.ac.jp/> and the paper by this team from Osaka University is here <http://portal.acm.org/citation.cfm?id=1836821.1836834&coll=GUIDE&dl=GUIDE&type=series&idx=SERIES382&part=series&WantType=Proceedings&title=SIGGRAPH&CFID=104380878&CFTOKEN=47977647>

and YouTube video here <http://www.youtube.com/watch?v=eu9Za4JSvNk> .

**For abstracts and photos of some of the exhibits see also**

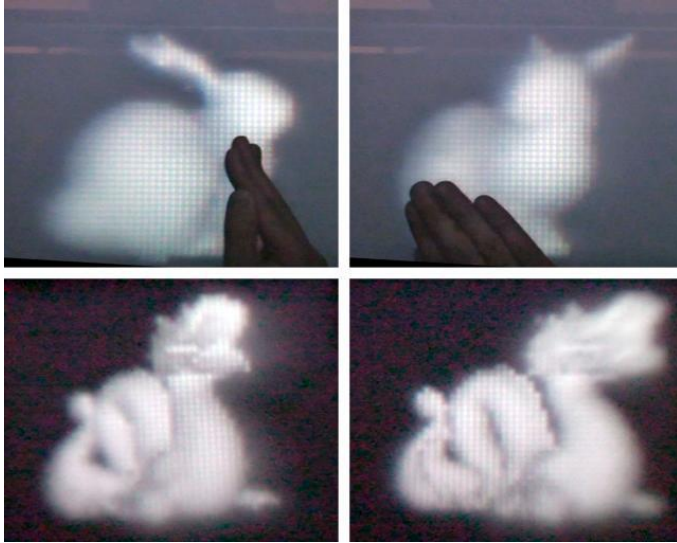
<http://siggraphmediablog.blogspot.com/2010/05/siggraph-2010-emerging-technologies.html>



**"QuintPixel: Multi-Primary Color Display Systems"**

Adds sub-pixels to red, green, and blue (RGB) to reproduce over 99% of the colors in Pointer's dataset (all colors except those from self-luminous objects). The above comparison shows the improved high luminance reproduction of yellows due to the addition of yellow and cyan sub-pixels without display enlargement. Though QuintPixel adds sub-pixels, it does not enlarge the overall pixel area. By decreasing the area by one sub-pixel, it balances high-luminance reproduction with real-surface color reproduction. MPC's are now appearing in Sharp TV's where they can also produce

"pseudo-super resolution" and reduce the problem of angular color variation in LCD panels. Only in 2D now but this video shows you the 3D versions are coming soon and will be the next must have for anyone with the money <http://www.youtube.com/watch?v=09sM7Y0jZdI&feature=channel> and [akiko.yoshida@sharp.co.jp](mailto:akiko.yoshida@sharp.co.jp)



**“RePro3D: Full-Parallax 3D Display Using Retro-Reflective Projection Technology”** <http://www.youtube.com/watch?v=T-0OrMtIROY>


This uses the old technology of retroreflective screens in a new way to produce a full-parallax 3D display when looking at dual projected images through a semi-silvered mirror. Within a limited horizontal area the exit pupils are narrower than our interocular enabling glasses free stereo. The most common use of these screens has until recently been high brightness backgrounds in movie and video production. The screens can be of arbitrary shape without image warping and can be touch-sensitive or otherwise interactive as shown above, or even moving. An infrared camera tracks the hand for manipulation of 3D objects. Smooth motion parallax is achieved via 40 projection lenses and a high-luminance LCD. <http://tachilab.org/>



**“Slow Display” by Daniel Saakes and colleagues from MIT**

<http://www.slowdisplay.com> and the Vimeo here <http://vimeo.com/13505605> shows a high-resolution, low energy, very low frame rates display that uses a laser to activate mono or bistable light-reactive variable persistence and/or reflective materials. The resolution of the display is limited by laser speed and spot size. Projection surfaces can consist of complex 3D materials, allowing objects to become low-energy, ubiquitous peripheral displays (another example of the appropriated interaction surface displays). Among the display possibilities are arbitrarily shaped super hires, low-power reflective outdoor, dual day/night (see above photo),

temporary, projected decals, printing, advertising and emergency signs. It could be done in 3D with polarization, anaglyph or shutter glasses.



**“Shaboned Display: An Interactive Substantial Display Using Soap Bubbles”** controls size and shape of soap bubbles pixels to create and interactive display with sound.

Sensors detect bubble characteristics and hand gestures or air movements and can replace and break bubbles as desired. <http://www.xlab.sfc.keio.ac.jp/>



A group from the University of Tokyo (including Alvaro Cassinelli who also did the Smart Laser Projector above) demonstrated typing without keyboards

<http://www.youtube.com/watch?v=jRhpC5LiBxI> . More info here [http://www.k2.t.u-tokyo.ac.jp/vision/typing\\_system/index-e.html](http://www.k2.t.u-tokyo.ac.jp/vision/typing_system/index-e.html) and their Siggraph paper here:

<http://portal.acm.org/citation.cfm?id=1836821.1836836&coll=GUIDE&dl=GUIDE&type=series&idx=SERIES382&part=series&WantType=Proceedings&title=SIGGRAPH&CFID=104380878&CFTOKEN=47977647>



Lighting conditions captured at 120fps

“Head-Mounted

Photometric Stereo for Performance Capture” by a group from the USC Institute for Creative Technologies <http://gl.ict.usc.edu/Research/HeadCam/> updates a very well known technique for capturing depth by using a head-mounted camera with polarized white light LEDs a Point Grey Flea 3 camera(see below) to capture 3 different lighting conditions at 30fps each so that subtle face structure and movements can be used as input to facial simulation hardware or software.




“beacon 2+: Networked Socio-Musical Interaction” allows people to collaborate to generate sounds and play music with their feet. A musical interface (beacon) uses laser beams to change pitch and duration when they contact a foot. Multiple beacons can be networked, so distant performers can interact in realtime via the web. <http://www.ai.iit.tsukuba.ac.jp/research/beacon>



Thierry Henkinet of Volfoni [www.volfoni.com](http://www.volfoni.com) , Michael Starks of 3DTV Corp, Jerome Testut of Volfoni and Ethan Schur of stereo codec programmer TDVision Systems discuss Ethan's forthcoming book on Stereoscopic Video. Volfoni , formerly one of XpanD's largest dealers, has recently made their own 3D Cinema shutter glasses system in direct competition with XpanD. I predicted such an event in my Infocomm article only a month ago and it seems the end is even nearer for XpanD than I thought. XpanD's pi cell glasses are more or less obsolete tech and their nonstandard battery and somewhat clumsy design coupled with high prices and a bad attitude made them an easy target. However, the Chinese are not stupid and several companies there have already started selling shutter glasses cinema systems so it is not clear who will dominate.



Ubiquitous paper glasses manufacturer APO enhanced their always classy booth with a pair of CP monitors. Billions served! <http://www.3dglasesonline.com/>



Prof. Kyoji Matsushima <http://www.laser.ee.kansai-u.ac.jp/matsu/> and a team from Osaka and Kansai Universities presented the world's first ultra hires computer generated holograms using fast wave field rendering.

# COMPUTATIONAL HOLOGRAPHY

## The Real 3-D by Fast Wave-Field Rendering in Ultra High Resolution

Kyoji Matsushima\*, Masaki Nakamura\*, Sumio Nakahara\*, and Ichiroh Kanaya\*\*, \*Kansai University, Japan; \*\*Osaka University, Japan

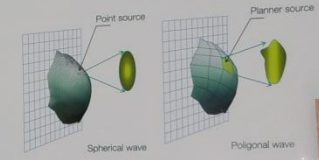
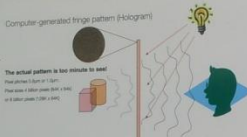
### Fast Wave-Field Rendering by Polygonal Light Wave Method

The authors propose polygon/silhouette-based wave-field rendering technique for accurate and fast rendering of lightwave. This technique computes wave-field propagation from small facets and then integrates the all contribution from the facets.

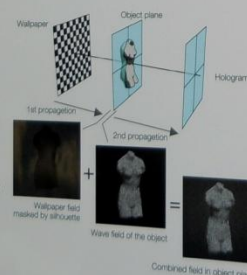
The wave-field does not obey Kajiyá's rendering equation. Instead of conventional ray-tracing, complex amplitude is computed. For reducing complexity of the integral and hiding back-faced/occluded areas, the silhouette of the object is firstly computed and used for culling unnecessary fields.

To save working memory of the integral, frame buffer is segmented in reasonable sizes. At this stage contributions of each facets to the selected segment is estimated and non-contributing facets are marked as ignorable. The computing of lightwave propagation is then done so that final wave field is drawn on the frame buffers. Those stages can run simultaneously on multi processors with a shared memory.

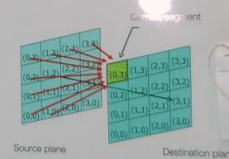
The authors demonstrate implementation of a large-scale computational holography.



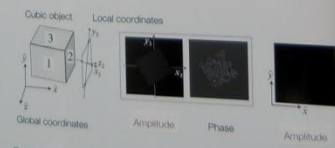
#### 1. The principle of holography



#### 2. Polygonal light wave





#### 4. Segmentation of frame buffers



#### 3. Multi-step numerical propagation

#### 5. The polygon-based method



Addressing points: The main data for the venus object is provided courtesy of NASA by the AMBER-WPE Space Repository. The main data of the moon object is provided courtesy of JAXA, Osaka by the AMBER-WPE Space Repository. This work was supported by the JSPS Kakenhi (21500114).

Their poster presentation.



# Digital Display Case : The Museum Exhibition System for Conveying the background information

Takashi Kajinami, Oribe Hayashi, Takuji Narumi, Tomohiro Tanikawa, Michitaka Hirose  
The University of Tokyo {kaji,olive,narumi,tani,hirose}@cyber.t.u-tokyo.ac.jp

87B  
Digital Display System for Conveying Information



## Concept

We aim to construct an **interactive exhibition system for museums to convey the background information about its exhibit**, which today's museums need.

We made the exhibition system using computer graphics, to easily change what is exhibited. We also designed the system based on the conventional exhibition devices, display case and panel, to give a kind of affordance to curators in museums.

We categorized background information about exhibits into these two: **synchronicity** which means relation or difference between exhibits made in the same age and **diachronicity** which means the change of exhibits according to time. Then we consider the way to tell these information by making actual exhibitions.

## The Exhibition System

We made the digital exhibition system which consists of the case system and interactive panel.



## Interactive Panel

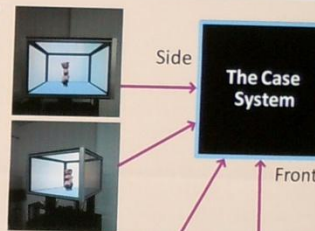
We use a large size display with touch panel as Interactive Panel. This system send the information about selected exhibit to the case system, and this enables the cooperation of two systems.

## Digital Display Case

We made the interactive system designed based on conventional display cases which realizes the exhibition of 3D CG model like real exhibits.



Four 3D displays were made into box shape as display devices. User wears the glasses with liquid-crystal shutter, and this realizes binocular parallax. We also put the sensor on them and measure the position of view. Based on this data, the system calculate the images to display. This process enables user to see the virtual exhibit as if it were really in the case.



For interaction, we use the cylindrical object. User can handle the virtual exhibit in the case by handling it.

## Exhibition with the System about "Dogu," Japanese Ancient Figure

### Synchronicity about Dogu



We show this information on the panel. On a map of Japan displayed on the panel, we place many Dogus based on the places they were excavated. In addition to this, when we select one of the Dogus on the panel, it is exhibited in the case system and enables users to appreciate it more in detail. This fasten the connection between the exhibition in the case and on the panel, and help users to associate the overview on the panel and the exhibit in the case more effectively.

### Diachronicity about Dogu



In the exhibition of diachronicity, we tell diachronicity, the change of the appearance and the atmosphere of "Gassho Dogu." In this exhibition, we first reproduce the situation when Gassho Dogu was just excavated. User can hand up the Gassho Dogu, and see its left leg broken. Then the time changes, and the system reproduces its appearance of the time when it was made, and also reproduces its atmosphere in Joumon era. With this, we can tell users how Gassho Dogu and its atmosphere have changed effectively.


*Acknowledgement* : This research is supported by publicly-offered project "Mixed Reality Digital Museum" of Ministry of Education, Culture, Sports, Science and Technology (MEXT) of Japan. The authors wish to thank Satoshi Tarashima and Youichiro Inoue from Tokyo National Museum.

Each of the 4 sides of this display box are viewed with LCD shutter glasses. A project by a team from the lab of Profs Michitaka Hirose and Tomohiro Tanakawa at the University of Tokyo <http://www.cyber.t.u-tokyo.ac.jp/> For an extremely cool related device don't miss the pCube

<http://www.youtube.com/watch?v=xl4Kcw4uFgs&p=65E4E92216DEABE1&playnext=1&index=13>



Visible interactive breadboarding by multitalented Yoichi Ochiai ([Yoichi.Ochiai@me.com](mailto:Yoichi.Ochiai@me.com)) <http://96ochiai.ws/top.html> of the University of Tsukuba. It was a new campus when I visited it for the amazing Expo 85 (see my article <http://www.3dttv.jp/pdf/21ST-CEN.PDF> and <http://www.3dttv.jp/3dttvpicweb/index.htm> for photos and other info). The Visible Electricity Device or the Visible Breadboard is touch sensitive and displays voltages of every junction via color and brightness of LEDs, which permits wiring by fingertip via solid state relays. [http://www.youtube.com/watch?v=nsl8t\\_pgPjs](http://www.youtube.com/watch?v=nsl8t_pgPjs)




“A New Multiplex Content Displaying System Compatible with Current 3D Projection Technology” by Akihiko Shirai (right) <http://www.shirai.la/> and a team from Kanagawa Institute of Technology. <http://www.youtube.com/watch?v=RXUqIb7xXRc> . The idea is to use dual polarized 3D systems or shutter glasses systems to multiplex two 2D images so people can watch two different programs or two sets of subtitles on the same screen. Passive polarized glasses for this have the same orientation in both eyes (RR or LL) while shutter glasses in a 120hz system would have both lenses clear at 60hz on alternating frames for the two kinds of glasses (such glasses called DualView already exist for DLP Link monitors and projectors and are sold by Optoma).

**83A**  
Non-Photorealistic Rendering in Stereoscopic 3D Visualization


# Non-Photorealistic Rendering in Stereoscopic 3D Visualization

Daniel M. Tokunaga Cleber G. Corrêa Ricardo Nakamura Fátima L. S. Nunes Romero Tari




**Introduction**

Spatial visualization of virtual contents appears to be, with the appearance of stereoscopic displays, the best way for increasing immersion in virtual space. The kind of immersion or the way to achieve the understanding of complex information, the anatomical structures, the approach currently available for this purpose is the use of non-photorealistic rendering (NPR). The proposed non-photorealistic rendering (NPR) system, based on the NPR style, which conventionally creates a 2D visualization based on the stereoscopic 3D visualization, can be used to improve the 3D perception of the virtual contents. This work aims to study the 3D perception of virtual contents represented using NPR techniques, to analyze the influence of NPR in the 3D perception of complex stereoscopic stereoscopic visualization. The stereoscopic NPR visualization was applied in VRCA, a system for the study of anatomical structures that enables the stereoscopic visualization and interaction with virtual objects (Tari et al., 2008), in order to present the user tests the Figure 1 shows the system used in the test.




**System Prototype and Initial User Tests**

The 3D visualization that NPR style was generated using diagonal black colors to represent the light shading effect and applying blue colors to the objects. The colors of the object were set to be the material diffuse color or values according to the position. Moreover, to apply a shiny effect at the object ends, the algorithm considers the intensity of the diffuse light reflection of the plane equation, or that, as more reflective is the surface, the black of the 3D generator must cover the global position of each point rendered, was used with GLSL, under Figure 20 illustrates this non-photorealistic style NPR. Figure 20 illustrates



**Users Test Results**

The users test was conducted to verify the 3D perception of the virtual objects. In this test, users were asked to compare the 3D perception of the different objects the conventional rendering through OpenGL, without and with NPR styles and the low NPR style previously described, at the same time presented with angular rendering in Figure 21 has the test. After that, the styles were ordered according to the users comparison. This test was applied to 14 users, including students of computer engineering and design college. The results presented in Figure 21 indicate that the 3D perception of the object's surface was worse in the low NPR style than the conventional OpenGL, under. Moreover, 10% of the users noticed a difference of 3D perception of the object's surface between the conventional OpenGL, under with and without reflective, and all of them were noticed that the perception was better without reflective although they commented they were not distracted by reflective of the object.



**Discussion and Conclusion**

The preliminary user tests give us strong evidence that our hypothesis, that NPR can increase the 3D perception in a 3D visualization of virtual objects is that the abstraction of the object's surface, created by the NPR, decreases the number of visual cues presented to the user to estimate the spatial information. However, the hypothesis also means that the resulting comparison between the conventional render with and without reflective, as a more hypothesis is that 3D perception of rendered object is directly proportional to its photorealism. However, this hypothesis can not be validated with the current results, since many users reported that there is no difference between the two rendering techniques, and all of them did not complain about the reflective. Future works include tests with other NPR techniques, like hatching, that give more detail of the object's surface. Future user tests with different stereoscopic techniques, to verify the hypothesis used in this work and use of the results obtained in this work in interactive user interface design.

**Acknowledgements**

The authors gratefully acknowledge the valuable financial support from FAPESP (FUNDACÃO DE Amparo à Pesquisa do Estado de São Paulo), CNPQ and CAPES, as well as the contributions of Renata de Almeida, Ana L. S. Viana, David Reis and Paul M. W. Monteiro.


**References**

JAMES, W., BORN, S., SAMET, D., STRASSER, W. AND FUCHS, J. 2005. Realistic Visual Visualization and Exploration of Anatomical and Functional Brain Data. In Computer Graphics Forum, vol. 27, 835-842.

TEJES, J., GONZALEZ, ANDRÉS. 2005. Computer Graphics, surfaces, and volume rendering for surgery education and planning. In Planning to 3D Stereographic Tomography on Visualization, Springer, 265-310.

TOKUNAGA, D. M., CORRÊA, C. G., NAKAMURA, R., NUNES, F. L. S., CORREIA, F. L. S. AND TOKUNAGA, R. M. 2008. Design de interface para um sistema de visualização tridimensional baseada em gráficos. In Interlab 2008, Associação de Anais do Congresso de Design de Interface, 1024-1030-1032.

**“Non-Photorealistic Rendering in Stereoscopic 3D Visualization”** by Daniel Tokunaga and his team from Interlab of Escola Politecnica de USP (Universidade de Sao Paulo where I helped install the first stereovideo operating microscope in the medical school almost 20 years ago). Get the paper from Siggraph here <http://portal.acm.org/citation.cfm?id=1836845.1836985> and the YouTube here <http://www.youtube.com/watch?v=HiBOrcuNtcM> . One of the aims is fast and frugal stereo CGI on low cost pc's for education.



**Marcus Hammond, an Aero-Astro grad student at Stanford Univ. with “A Fluid Suspension, Electromagnetically Driven Eye with Video Capability for Animatronic Applications”.** It is low power, frictionless and has a range of motion and saccade speeds exceeding those of the human eye. Saccades are the constant twitchings of our eyes (of which we are normally unaware). A stationary rear camera can see through the clear index matching fluid of the eye from the back through the small entrance pupil and remains stationary during rotation of the eye. One signal can drive two eyes for stereo for objects at infinity or converged from object-distance data as is commonly done now for stereo video cameras. The inner part of the eye is the only moving part and is neutrally buoyant in liquid. Due to its spherical symmetry it is the only lens used for the camera. Due to magnification by the outer sphere and liquid, the surface of the inner eye appears to be at the outside of the sphere. They imagine that a hermetically sealed version might be used as a human eye prosthesis, along with an extra-cranially mounted magnetic drive. Coauthored with Katie Bassett of Yale and Lanny Smoot of Disney


<http://portal.acm.org/citation.cfm?id=1836821.1836824&coll=GUIDE&dl=GUIDE&type=series&idx=SERIES382&part=series&WantType=Proceedings&title=SIGGRAPH&CFID=104380878&CFTOKEN=47977647>



The totally mobile Tobii eyetracker (photo above and yes this is all there is to it) [www.tobiiglasses.com](http://www.tobiiglasses.com) is a sensational new product which you can see in action in various videos on their page or here <http://www.youtube.com/watch?v=6CdqLe9UgBs> . They also have the original version embedded in monitors which you can see here <http://www.vimeo.com/10345659> or on their page. [www.tobii.com](http://www.tobii.com)



The EyeTech MegaTracker [www.eyetechds.com](http://www.eyetechds.com) is a similar approach to eyetracking which adds a tracking device to the monitor for remote noncontact tracking. A new version is due Oct. 2010. <http://www.youtube.com/watch?v=TWK0u8nRW2o>



Google Earth is widely used on the web (including stereo [http://www.gearthblog.com/blog/archives/2009/03/stereo\\_3d\\_views\\_for\\_google\\_earth.html](http://www.gearthblog.com/blog/archives/2009/03/stereo_3d_views_for_google_earth.html) ) and Philip Nemeč shows how it is now adding 45 degree maps. Adding this angle of view greatly increases comprehensibility of the data. For Microsoft's competing system see Bing Maps <http://www.bing.com/maps/>



Part of puppet pioneer Jim Henson's legacy-the HDPS (Henson Digital Puppetry Studio) has dual handsticks with realtime stereo animation and RF wireless Nvidia pro shutter glasses. [www.creatureshop.com](http://www.creatureshop.com). Headquarters in LA with branches in NYC and London. <http://www.youtube.com/watch?v=m6Qdvb1UTs>

Andersson Technologies of Pennsylvania <http://www.ssontech.com> showed the latest version of their approx. \$400 program SynthEyes which has, among its many capabilities, stereo motion tracking and stereorectification. It has been used on various scenes in Avatar such as the 3-D holographic displays in the control room, the bio-lab, the holding cell, and for visor insertion. There are informative videos on their page and YouTube at <http://www.youtube.com/watch?v=C4Xrnlrlu14&feature=related> , <http://www.youtube.com/watch?v=n-2p4HCyo2Y>





Interactive CP polarized display comprising 10 JVC panels in the King Abdullah University of Science and Technology booth [www.kaust.edu.sa](http://www.kaust.edu.sa) was the brainchild of Andrew Prudhomme and colleagues who use Covise from HLRS <http://www.hlrs.de/organization/av/vis/covise/> and Mac software to split the display over the panels using a Dell Geforce 285 cluster. The university, which opened in 2009 <http://www.calit2.net/newsroom/release.php?id=1599>, has used its \$10B endowment to establish one of the leading scientific visualizations centers in the world. Some of its initial visualizations were developed by teams from California Institute for Telecommunications and Information Technology (Calit2) at the University of California, San Diego and the Electronic Visualization Laboratory (EVL) at the University of Illinois where Andrew Prudhomme has worked. KAUST's President, Choon Fong Shih, is former president of the National University of Singapore and most of the 70 faculty and 400 students are foreign. There are numerous YouTubes including <http://www.youtube.com/watch?v=7i4EkINknMk>



MetaCookie is a mixed reality system in which an interactive virtual cookie is projected on a real one along with odors <http://www.youtube.com/watch?v=si32CRVEvi4>. Coinventor Takuji Narumi [narumi@cyber.t.u-tokyo.ac.jp](mailto:narumi@cyber.t.u-tokyo.ac.jp) describes it as "Pseudo-gustation system to change perceived taste of a cookie by overlaying visual and olfactory information onto a cookie with an AR marker." Those interested might wish to attend DAP



3(Devices that Alter Perception 3) held in conjunction with the IEEE Symposium on Mixed and Augmented Reality in Seoul, Korea Oct 13<sup>th</sup> <http://devices-alter.me/10>



Nvidia 3D Vision shutter glasses with RTT DeltaGen software on a 120hz Alienware LCD panel with cold cathode fluorescent backlight (afaik all the newer LED/LCD TV's use white LED backlights).



NVIDIA showed Intra or Inter net realtime stereoscopic collaborative editing in Autodesk Maya using the NVIDIA 3D Vision Pro RF wireless glasses. However, the web version is subject to the usual lag and bandwidth limitations.



Another NVIDIA team shows 3D shutter glasses movie editing with Adobe and Cineform. For more info on Adobe and Cineform stereo see 3D at NAB 2010 and the detailed tutorials online including [http://www.youtube.com/results?search\\_query=cineform+3d&aq=4](http://www.youtube.com/results?search_query=cineform+3d&aq=4)



One section of their booth showed the newest Nvidia mobile processor doing realtime 3D playback from an HP Laptop in the Nvidia-HP Innovation Zone



CXC Simulations [www.cxcsimulations.com](http://www.cxcsimulations.com) of Santa Monica, Calif. was showing their 3 screen MP2 simulator with Custom built PC's using NVIDIA cards and the Corbeau \$25K racing chair. It gets top ratings from real life racecar drivers, some of whom own them. You can race 350 different cars on 750 tracks!



Andrew Page of nVidia's Quadro Fermi team with the NVIDIA developed RF wireless glasses used on a 120hz LCD monitor with Siemens syngo.fourSight Workplace medical imaging software showing a beating heart. The Quadro cards with the Fermi GPU cost about \$1500 but it is also present in their GTX 480 series cards for about \$500.



Randy Martin shows Assimilate's [www.assimilateinc.com](http://www.assimilateinc.com) and <http://www.youtube.com/watch?v=l1KGaMQ4hd4> Scratch 3D edit software running on a PNY Nvidia Quadro card via a 3ality 3D Flex box which converts the image for line alternate display on an LG Xcanvas CP monitor. LG seems to have marketed these monitors only in Europe so far.



Video card maker ATI was always a distant second to nVidia in stereoscopic support, but after being acquired by AMD they have scurried to catch up. Here they show stereo support on the dual FHD semisilvered mirror display from Planar. Cards such as the FirePro v8800 (ca. \$1200) are way beyond videogaming unless you are a superpoweruser and, like the many Nvidia Quadro's, have the standard 3pin MiniDin VESA stereo plug for 3DTV Corp's Universal Glasses Emitter-- which can be used with 7 different types of shutter glasses. Planar [www.planar3d.com](http://www.planar3d.com) also had their own booth.

The Web 3D Consortium of Menlo Park, CA, USA [www.web3d.org](http://www.web3d.org) was also present, seeking members (NASA, Schlumberger and Sun are a few of their current members) to develop the iso X3D specifications for web based 3D graphics. For one example of a realtime interactive app supporting multiple formats see <http://www.3df33d.tv/> created by former NewSight CTO Keith Fredericks and colleagues of <http://general3d.com/General3D/.html> and below are a few of the 3D videos you can stream with Firefox HTML5 from their page <http://www.3df33d.tv/node/videos> . On 10-10-10 they streamed live 3D from their offices in Germany --a world's first for HTML5. <http://www.youtube.com/watch?v=05IODwp3fRs&feature=related> . They expect to soon support all types of displays and to derive revenue from advertising.


The alternate streamers via the newest 3DTV's, STB's and BluRay players so far support only one or two formats in the hardware and use high bandwidth dual compressed images, whereas 3DFeeD uses the DiBR method [http://iphome.hhi.de/fehn/Publications/fehn\\_EI2004.pdf](http://iphome.hhi.de/fehn/Publications/fehn_EI2004.pdf) which is easy to modify and control via easily updated software and can accommodate realtime broadcast quality graphics. It has huge advantages over other pc based streamers such as the Nvidia 3D Vision system or the live feed with capture card and Wimmer's software (see the 3DTV FAQ on my page) in using a normal pc with no special cards, drivers or downloaded software. You go to any 3DF33D compatible page and upload or download your content or go interactive. And of course it is multiplatform and will have robust 3D GUI in the browser.

However I am not convinced that the monoscopic image plus depth data used in DiBR will retain the lustre, sparkle, texture and shadows of a true dual compressed image so I await a side by side demo. Of of course it's a relatively new codec, supported by e.g., the European ATTEST program and will be developed continually. In any case its totally cool dude and will spread like wildfire! Think Facebook and YouTube together in 3D fullscreen on any computer. Downsized version for pad, pods and phones to follow!

<http://www.youtube.com/watch?v=CmiOO71yHQ8&sns=em> Hope to demo it in the 3DTV Corp booth at CES in January 2011.

The screenshot displays the 3DFEED website interface. At the top, the user is logged in as 'mstarks3d's Account' with links for '3DFEED/Setup', 'Preferences', and 'Logout'. The main header features the '3DFEED' logo and a search bar. Below the header is a navigation menu with options: '3D Videos', '3D Photos', '3D Interactive', '3D Video Blog', '3D Talk', 'Upload video', and 'Upload image'. The central area is dominated by a large, glowing 3D '3' logo with a 'Live' indicator. Below this, the 'Latest 3D Videos' section is presented in a grid of eight thumbnails, each with a title and a star rating:

- Pic Saint-Loup, South...** (5 stars)
- Vallée de Meribel** (5 stars)
- 3DFEED Live Event** (5 stars)
- Samsung - 3D Trailer** (5 stars)
- IFA Impression (part 1)** (5 stars)
- 3DF3D - Introduction** (5 stars)
- Tron (Trailer)** (5 stars)
- Toy Story 3 (Trailer)** (5 stars)



Masahito Enokido, Shinichiro Sato and Masataro Nishi (left to right) of the Lucent Pictures [www.lpei.co.jp/en](http://www.lpei.co.jp/en) team showed some of their recent 3D film work (including their own 2D to 3D conversions) in the Japan based 3-D Consortium [www.3dc.gr.jp](http://www.3dc.gr.jp) booth.



Arcsoft [www.arcsoft.com.tw](http://www.arcsoft.com.tw) showed the ability of their 3D BluRay PC playback software to give shutter or anaglyph display on a Samsung 120hz LCD with the Nvidia 3D Vision system (the 3DTV Corp system is compatible with such monitors and less expensive). All the software BluRay players including PowerDVD and Roxio are starting to support 3D in multiple formats. Here's a video of their 3D BluRay player in Japanese <http://www.youtube.com/watch?v=bovhlMnufE8>

## 3-D CONSORTIUM



Kiyoto Kanda, CEO of NewSight Japan <http://www.newsightjapan.jp/> and <http://www.youtube.com/watch?v=hhCzVqmFDRO> (in Japanese ) with their 3D picture frame with contents converted with 3D Magic software by two Japanese programmers. Kanda san brought them to meet me in the USA 7 years ago but their product was less developed then and there was no autostereo display and little market. I introduced him to NewSight USA 5 years ago and he became their Japanese distributor with rights to the NewSight name in Japan. Now that NewSight is gone he is carrying on with his own line of autostereoscopic displays including a made in Japan 70 inch model that is the world's largest no glasses flat panel <http://www.youtube.com/watch?v=IGIX3YIKA0w> . He also reps the giant LED autostereo outdoor panels made by TJ3D Corp in China (see my previous articles for info).



Steve Crouch of Iridas [www.irdas.com](http://www.irdas.com) showing their 3D edit software in the Melrose Mac booth [www.melrosemac.com](http://www.melrosemac.com) . You can see him in action editing RED footage <http://www.youtube.com/watch?v=3GtV3LNd4-s> .




Blick of Korea showed a line of elegant active and passive glasses, but two months later their page [www.blick-eyewear.com](http://www.blick-eyewear.com) is still not working (but you can try <http://www.ogk.co.kr/eng/company/sub1.asp>) and they have not responded to emails or voicemails, so with dozens of companies rushing into this market they will have to move faster.

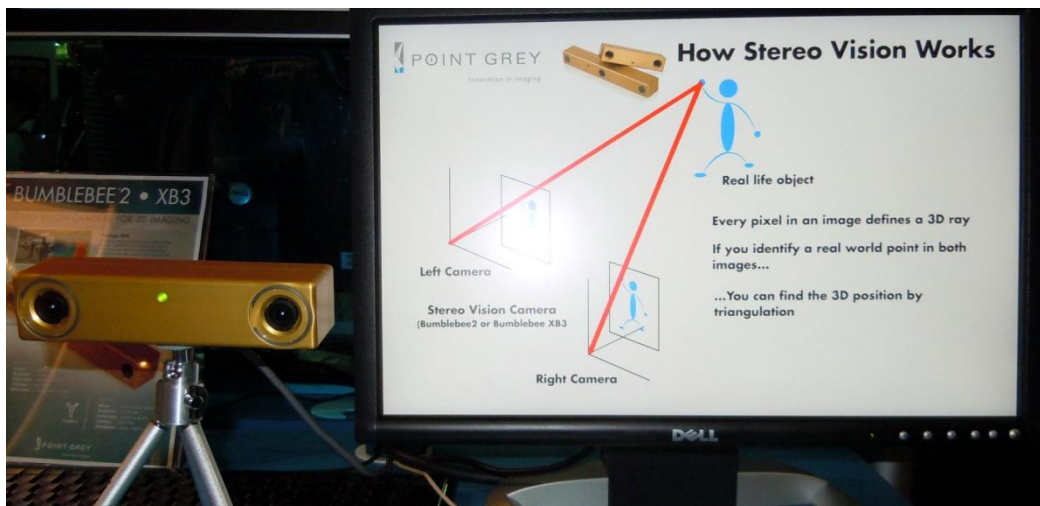


Brendan Iribe CEO of Scaleform Corp [www.scaleform.com](http://www.scaleform.com) showing their plug and play stereoscopic interface for 3D game designers. Their software includes Flash tweening and actionscript extensions. The 2D version has been used in over 700 games <http://www.youtube.com/watch?v=zKDuzVbi50Q> , <http://www.youtube.com/watch?v=3WqoXIH1piE&feature=related> , and is being prepped for phones and tablets <http://www.youtube.com/watch?v=amkwCBAqN6s>






I have followed Canadian company Point Grey's stereoscopic vision products since their first model in 1998 and they have now expanded greatly. Here Renata Sprencz demos the Bumblebee 2 machine vision camera. Some of their cams have 3 lenses for more accurate data with a wider choice of subjects. [www.ptgrey.com](http://www.ptgrey.com). Among their numerous YouTubes are one of their spherical (360 deg) Ladybug 3 camera <http://www.youtube.com/watch?v=FQaKwYRouyI>. Realtime depth mapping, ranging or 3D databasing.



Point Grey Bumblebee 2 which you can see a bit more about here <http://www.youtube.com/watch?v=ZGujKSUAxDU>



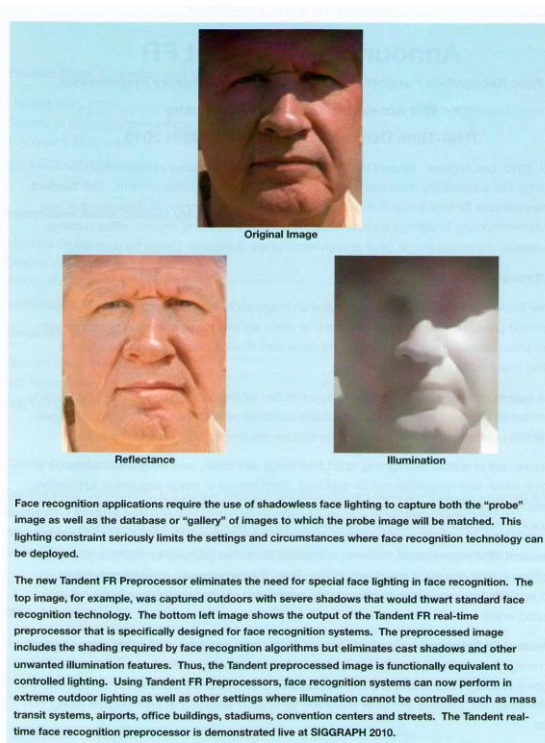
There were many MoCap (realtime Model Capture) systems at the show and XSENS [www.xsens.com](http://www.xsens.com) had one of the largest booths. In addition to MoCap <http://www.youtube.com/watch?v=JeGflcAW-g&feature=related> and <http://www.youtube.com/watch?v=TNkkLBkBSrw&feature=related> , a single sensor can be used for interactive graphics <http://www.youtube.com/watch?v=qM0ldPcuuxw>



NaturalPoint's OptiTrack MoCap system uses cameras and glowing light balls. The Expression facial MoCap costs \$2K can also be used for realtime control of animations or robotics. They also make TrackIR for viewpoint control in videogames and other CGI apps. <http://www.youtube.com/watch?v=AO0F5sLdVM&feature=related> and [www.naturalpoint.com](http://www.naturalpoint.com) .



4D Dynamics [www.4ddynamics.com](http://www.4ddynamics.com) brand new PicoScan model capture system costs \$2K, but they have full body scanning Pro versions for up to \$120K.



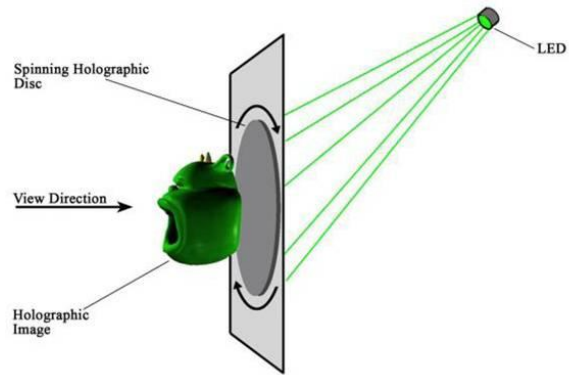
Dr Howard Taub of Tandent [www.tandentvision.com](http://www.tandentvision.com) was showing a revolutionary face recognition system which uses COTS cameras and uncontrolled lighting [http://www.tandentvision.com/site/images/SIGGRAPH%20-%20PR%20\(Face\).pdf](http://www.tandentvision.com/site/images/SIGGRAPH%20-%20PR%20(Face).pdf). You may not have heard of them before but you will again since it should now be feasible to ID people while standing at airport security checkpoints or driving through a toll booth.



Naoya Eguchi [naoya.eguchi@jp.sony.com](mailto:naoya.eguchi@jp.sony.com) showed Sony's RayModeler—a spinning LED screen, which makes a volumetric display (now commonly termed “lightfield display”) controlled by a PlayStation joystick. For some of the many previous manifestations of this well traveled concept see e.g., the SIT article on the 3DTV Corp page <http://www.3dtv.jp/articles/sit.html> . A common problem has been that inappropriate pixels (e.g., from the other side of the object) can be seen but this did not seem to be an issue here (probably due to the microsecond switching of LEDs) and some images of real persons were also presented (i.e., 360 degree video).

“Light Field Display” means it approximates the light reflected from a real world 3D object with photons originating from a volume. This term overlaps with the conventional 3D display term “volumetric”. For a nice videos showing related displays see <http://vodpod.com/watch/844164-research-interactive-360-light-field-display> and <http://www.youtube.com/watch?v=FF1vFTQOWN4&p=65E4E92216DEABE1&index=15&feature=BF>

So-called Light Field or Plenoptic multilens cameras which take simultaneous multiple images of a scene in order to have everything in focus (each lens can be selected later by software) should reach the consumer market soon. I give some references on plenoptic imaging in my article on Stereo Camera Geometry <http://www.3dtv.jp/> . The ability of such cameras to provide 3D images is a free byproduct.



Also in the Emerging Tech gallery was Stephen Hart of HoloRad [www.holorad.com](http://www.holorad.com) of Salt Lake City with an 8 frame holomovie--each position having 42 depth planes and its own green laser at the end of the bars shown. They are doing R&D in collaboration with Disney and you can find their paper here <http://portal.acm.org/citation.cfm?id=1836821.1836827> . This is one of 3 exhibits of what they term "interactive zoetropes" after the 200 year old picture animation devices.




Paul Craig of 3D Rapid Prototyping [www.3drp.com](http://www.3drp.com) distributes 5 models of the ZScanner [www.zcorp.com](http://www.zcorp.com) (\$12K for Model 700) which takes "laser snapshots" to create solid models that can be made with any CNC device such as the Roland in the next photo which they sell for \$8K. <http://www.youtube.com/watch?v=6CdqLe9UgBs>




The \$8k Roland Milling Machine carves a plastic model from an image captured by the Z-Scanner  
<http://www.youtube.com/watch?v=Yir7T165RcY>



Shapeways [www.shapeways.com](http://www.shapeways.com) of Eindhoven lets you upload and make a solid model of your design from a variety of materials for about half the usual cost.



The \$395 MakerBot [www.makerbot.com](http://www.makerbot.com) melts the powder from the flexible blue rods to build up the model layer by layer and among the numerous videos is <http://www.youtube.com/watch?v=Hzm5dkuOAgM>



The \$695 DIYILCNC [www.diyilcnc.org](http://www.diyilcnc.org) carves wood or plastic into models but most interesting is that you can download the opensource plans and build your own and use its Creative-Commons license to tweak and redistribute it.



Brian Taber—Lead Depth Artist of StereoD <http://www.stereodllc.com/>, who did (and/or supervised) the 2D to 3D conversions for films like Thor and The Last Airbender and also did some work on Avatar. Rumor has it that this costs about \$10M. There are many other 3D fakes coming such as Gulliver's Travels and you can only find out they are fake by searching the net, as they are not required to say so in their advertising. This may (I don't think anyone really knows to what extent) pay off at the box office, but it is generating a huge hostility among the public (myself included).

Afaik all such conversion work as well as the realtime conversion in Samsung, Sony etc 3DTV sets and in the 3D software players from PowerDVD and ArcSoft uses my US Patent 6,108,005 without a license. It seems quite feasible to buy the rights to it from NewSight and litigate as there are billions in revenues. Regarding the quality of Airbender famous critic Roger Ebert [www.rogerebert.com](http://www.rogerebert.com) had this to say: "'The Last Airbender' is an agonizing experience in every category I can think of and others still waiting to be invented. The laws of chance suggest that *something* should have gone right. Not here. It puts a nail in the coffin of low-rent 3D, but it will need a lot more coffins than that." This is of course not StereoD's fault.

Ebert does not like 3D much—even the genuine kind, and he is not alone. However, it never seems to cross the mind of the anti-3D crowd that it is likely their stereo vision is defective (the alternative is a psychological problem). Many people with apparently normal vision have problems perceiving depth (as some do with color, movement etc.) but very little work has been done to quantitate this.

An allied claim that pops up periodically is that 3D viewing is potentially harmful, especially for children. Those who know perceptual physiology will likely take the opposite view that it is highly therapeutic. There are millions of sufferers from amblyopia ("cross eyes" and maybe several hundred million others who do not see 3D well who do not have obvious amblyopia. The treatment of choice is to have them view 3D with glasses beginning as early in life as possible. If you wait longer than early childhood it is too late. The growth of 3D is actually a giant therapeutic program since it will force billions to see 3D from childhood onward and I'm sure this has never crossed the minds of those who write about the "damage" from 3D viewing! Everyone should be required to watch 3D movies as children to prevent amblyopia or other stereovision defects since amblyopia is really a blanket term for a variety of oculomotor and brain stereo processing problems.

For proof of even transient problems from e.g., accommodation/convergence breakdown, one needs controlled blind (i.e., those who gather data don't know controls from experimental subjects) statistically valid studies that go on for say weeks or months. Control groups should be subject to such protocols as watching 2D TV or films for the same time in exactly same conditions. There was lots of noise identical to this about 15 years ago when HMD's and Virtual Reality appeared, and studies that purported to show persistent neurological problems, but it



all faded away and nobody gives a thought to it today even though millions of HMD's are in use by consumers every day (e.g., you can get them for your iPod for \$100). And, these isolated studies mean nothing. You have to look at the whole context of human visual system use and how common it is to have people report eye problems, headaches etc. after viewing 2D TV, films or videogames for the same period of time in the same contexts. The visual system like all others is evolved for flexibility. I recall the experiments done occasionally for over 100 years, where people wear special glasses for days or weeks that reverse the right and left eyes or turn the world upside down. After a day or two the brain adapts, things start to look normal, and one can walk around without problems! And when they finally take them off they are again totally disoriented for a few hours or days, but then everything is ok again. Riding in a car is likely a far greater stress than any kind of film viewing, and tens of millions get car sick (or on bus, train, airplane) every day. And then there are the amusement park rides and motion seat theaters that routinely make a large percentage of the patrons a bit ill.

Watching 3D is almost certainly good exercise for our visual system and if it bothers you just take off the glasses for a few minutes or a few days. Regarding children, they are the most adaptable—it's the seniors who will have a harder time, but I'm 69 and quite sensitive to bad 3D (as I told Jeffrey Katzenberg after watching an eyestraining clip of Monsters and Aliens at 3DX two years ago—the final film however was corrected), and I watch these films from the front half of the theater (the best way to produce eyestrain) and feel no problems at all. Also, the recent 3D films/videos are conservative in their use of horizontal parallax, and careful about avoiding binocular asymmetries—a dramatic contrast to previous 3D film practice! And the broadcasters are doing the same—just look at the 3D specs of Europe's BskyB satellite network, which, like theaters are supposed to do, limit the H parallax to 3% of the screen width (and prohibit 2D conversions without special permission).

I am sure few of those who talk about this issue stop to think that millions of people every week for the last 20 years or so have looked at 3D movies and games on their TV's and PC's with shutter glasses and other 3D viewing systems and that most of these (unlike the very well done current 3D films) have very bad stereo errors or huge parallax. In addition, there were hundreds of millions who saw the often very poorly shot and projected films from the 50's to the present. Every day for the last 50 years maybe a million people see such films at special venues where they are often part of rides where the seats are violently jerked around—an experience that makes many people sick even when the films are 2D! Even IMAX and Disney 3D theaters for decades have had notices in the lobby warning people to stop watching if they become ill (a frequent occurrence due to bad 3D!) and warning cardiac patients and the pregnant to avoid them. And it seems to there has rarely been an issue in 50 years. No lawsuits, nobody falling down on the sidewalk outside the theaters, no reports of neurological damage.

It is also considered necessary to include warnings with all 3DTV sets and shutter glasses to discontinue use if a person feels bad and partly this is due to the rare condition of photogenic epilepsy. The public is generally unaware that such warnings have been routine with 2D games, videos and TV sets for decades. In this regard I recall reading of children with this condition repeatedly inducing seizures by looking at a light or the sun coming thru the trees while waving their fingers in front of their eyes. For many years I have sold shutter glasses to optometrists who have wired them to battery powered sync generators so that persons with amblyopia and other conditions can wear them for hours a day while walking around observing the world with extreme 60hz flicker!

Another health issue being raised is infection from the glasses. Italian health officials recently seized a 3D theaters entire supply of shutter glasses for testing. For decades 3D glasses have commonly been reused dozens or even hundreds of times- often without cleaning (in other countries I often got them so dirty and scratched they were almost unusable) but where is the evidence that anybody got an eye infection? Peoples

fingers are 100x more infectious than glasses and they stick them everywhere including on the best places possible to get an eye virus—on other people and children and animals and then touch everything in their daily life (i.e., without seeing 3D movies). And we all touch furniture, eating utensils, door handles, etc. etc. so it's clear that even if we reuse unsterilized glasses when seeing movies, it can at worst add negligible risk to what we normally encounter.

Of course as I noted in my other articles (see e.g., “The Future of Digital 3D Projection” at [www.3dtv.jp](http://www.3dtv.jp) ) it is desirable to investigate the relative comfort with variations of the stereo filming and display parameters and I suggested how this should be done. But the data don't exist and it will be a major effort to do such studies with real world conditions (e.g., home 3DTV and cinema viewing under realworld conditions for normal viewing schedules with statistically valid samples followed over time).